

## Overall Survey Results: Shadow Hills Property Owners Association Survey

### Text Block:

HERE WE GO! THANKS AGAIN FOR PARTICIPATING!

### \* How long have you lived in Shadow Hills/Stonehurst area (even if you live here only part-time)?

Answer	0%	100%	Number of Responses	Response Ratio
1 year or less			1	<1%
2-5 years			13	9.1%
6-10 years			20	14.0%
more than 10 years			107	75.3%
I don't live in Shadow Hills/Stonehurst (oops! pls don't complete the survey)			1	<1%
No Responses			0	0.0%
<b>Totals</b>			<b>142</b>	<b>100%</b>

### Are you a paid member of Shadow Hills Property Owners Association (SHPOA)?

Answer	0%	100%	Number of Responses	Response Ratio
Yes			105	73.9%
No			26	18.3%
I don't live in Shadow Hills/Stonehurst area			0	0.0%
Don't know			7	4.9%
No Responses			4	2.8%
<b>Totals</b>			<b>142</b>	<b>100%</b>

### With 1=least important, how would you rank SHPOA's purpose or mission?

1 = Least

Answer	1	2	3	4	Number of Responses	Ranking Score*
Social organization (BBQs, pancake breakfasts, etc.)					140	1.5

Community activism (bad legislation, high speed train, etc.)		140	3.3
Land Use		140	2.7
Public safety		140	2.6

\*The Ranking Score is the weighted average calculated by dividing the sum of all weighted rankings by the number of total responses.

[▶ Show Details](#)

### Please rank with 1=least important, what do you consider the most important issues facing Shadow Hills/Stonehurst area?

1 = Least

Answer	1	2	3	4	5	6	7	8	9	Number of Responses	Ranking Score*
Reckless drivers										139	5.3
Crime										139	5.9
Illegal dumping										139	4.2
Homelessness										139	5.7
Loss of horsekeeping properties										139	6.1
Development										139	5.7
Illegal parking										139	2.8
Fire danger										139	6.1
Cost of utilities										139	3.0

\*The Ranking Score is the weighted average calculated by dividing the sum of all weighted rankings by the number of total responses.

[▶ Show Details](#)

### What types of social activities would you like to see SHPOA host? Please check all that apply.

Answer	0%	100%	Number of Responses	Response Ratio
Pancake breakfast			72	47.3%
Garage/rummage sale			63	41.4%
BBQ/Spaghetti dinner			58	38.1%
Picnic/family meet ups			48	31.5%
Walk night(s)			62	40.7%
Group horseback ride			52	34.2%
Neighborhood cleanup			92	60.5%
None-SHPOA shouldn't host social events			4	2.6%
Other			19	12.5%
<b>Totals</b>			<b>152</b>	<b>100%</b>

### If you attend SHPOA meetings, how do you typically hear about them? Please check all that apply.

Answer	0%	100%	Number of Responses	Response Ratio

Daily Fodder		85	61.5%
Signs		59	42.7%
Newsletter		51	36.9%
Website		8	5.7%
Facebook		11	7.9%
Other		12	8.6%
<b>Totals</b>		<b>138</b>	<b>100%</b>

Please rank with 1=least, what encourages you to attend SHPOA meetings? (If you don't attend meetings, please skip)

1 = Least

Answer	1	2	3	4	Number of Responses	Ranking Score*
Keynote speaker					91	2.8
Getting various updates					91	3.3
Being able to make public comment(s)					91	1.9
Visiting with other community members					91	2.0

\*The Ranking Score is the weighted average calculated by dividing the sum of all weighted rankings by the number of total responses.

[Show Details](#)

In election years, SHPOA typically hosts candidate forums where candidates can state their position, debate each other, and take questions from the audience. What offices do you believe SHPOA should include? Please check all that apply.

Answer	0%	100%	Number of Responses	Response Ratio
Candidate forums are not helpful			10	6.8%
City Council			116	80.0%
County Supervisor			94	64.8%
State Senate/Assembly			88	60.6%
Congress			71	48.9%
School Board			61	42.0%
Other			5	3.4%
<b>Totals</b>			<b>145</b>	<b>100%</b>

If local businesses offered a discount for SHPOA members showing a valid/paid membership card, would you be more likely to join SHPOA?

Answer	0%	100%	Number of Responses	Response Ratio
Yes			32	22.5%
No			7	4.9%
Would not make a difference			78	54.9%
Maybe			12	8.4%
Don't know			7	4.9%

No Responses		6	4.2%
<b>Totals</b>		<b>142</b>	<b>100%</b>

SHPOA is investigating transitioning to a new platform that integrates our website, Daily Fodder emails, where you could manage your membership including being notified that your membership is expiring and allowing you to pay by credit card online. Please rate each item below:

1 = Not Important , 2 = Neutral , 3 = Somewhat Important , 4 = Important , 5 = Very Important

Answer	1	2	3	4	5	Number Responses
Being able to pay with credit card						1
Being able to check my membership status						1
Being notified that my membership is expiring						1
Being notified of upcoming events						1
Being able to easily communicate with the proper SHPOA board member(s)						1
Being able to print out a membership card						1
Discussion forums						1

\*The Rating Score is the weighted average calculated by dividing the sum of all weighted ratings by the number of total responses.

[▶ Show Details](#)

### Text Block:





YOU'RE DOING GREAT! ONLY A FEW MORE QUESTIONS. THIS PORTION RELATES TO HORSES.

In order to get more services for equestrians, we'd like to get a general idea of how many horses are owned by Shadow Hills/Stonehurst residents even if they are not stabled here. How many horses do you own? (if you co-own, please round up)

Answer	0%	100%	Number of Responses	Response Ratio
0			83	58.4%
1			7	4.9%
2			17	11.9%
3			8	5.6%
more than 3			10	7.0%
Prefer not to answer			2	1.4%
Other			11	7.7%
No Responses			4	2.8%
<b>Totals</b>			<b>142</b>	<b>100%</b>








If you own horse(s), where are they stabled? Check all that apply.

Answer	0%	100%	Number of Responses	Response Ratio
Your own property			35	27.1%
Boarded at a facility in Shadow Hills/Stonehurst			5	3.8%

Boarded at a facility outside of Shadow Hills/Stonehurst		7	5.4%
Combination of the above, please specify below		2	1.5%
I do not own horses		64	49.6%
Other		2	1.5%
<b>Totals</b>		<b>129</b>	<b>100%</b>

### If you're an equestrian, where do you typically ride? Please rank with 1=least






1 = Least

Answer	1	2	3	4	5	6	7	Number of Responses	Ranking Score*
Big T Wash/Big T Canyon/Angeles National Forest								41	4.3
Hansen Dam								41	5.7
Streets with bridle paths								41	4.7
Streets without bridle paths								41	4.1
Trailer my horse and ride outside of the area								41	2.5
At a facility/ranch								41	3.6
Local park or recreation area not listed above								41	3.1

\*The Ranking Score is the weighted average calculated by dividing the sum of all weighted rankings by the number of total responses.





[▶ Show Details](#)

### Are you aware of how to safely drive past a horse?

Answer	0%	100%	Number of Responses	Response Ratio
Yes			122	85.9%
No			1	<1%
Not sure but I yield to the horse			10	7.0%
Other			2	1.4%
No Responses			7	4.9%
<b>Totals</b>			<b>142</b>	<b>100%</b>

### Please rank the following items concerning horse keeping in Shadow Hills/Stonehurst

1 = Not Important , 2 = Neutral , 3 = Somewhat Important , 4 = Important , 5 = Extremely Important

Answer	1	2	3	4	5	Number of Responses
Maintaining horse keeping rights in Shadow Hills/Stonehurst						1
Keeping property lots at minimum of 1/2 acre						1
Requiring developers to include bridle paths as part of their contract						1
Signage to remind people that we						1

need to share the road  
Increase cost of moving vehicle violations for reckless driving



1

\*The Rating Score is the weighted average calculated by dividing the sum of all weighted ratings by the number of total responses.

[▶ Show Details](#)

---

**Text Block:**

YOU'RE ALMOST DONE! ONLY TWO MORE QUESTIONS!

---

**Are you thinking of, or have already built an Accessory Dwelling Unit (ADU) on your property?**

Answer	0%	100%	Number of Responses	Response Ratio
Yes			23	16.1%
No			112	78.8%
Other			2	1.4%
No Responses			5	3.5%
<b>Totals</b>			<b>142</b>	<b>100%</b>

---

**Regarding SHPOA's bi-monthly newsletter, which of the following would you be most likely to read? Please rank with 1=least**

1 = Least

Answer	1	2	3	4	Number of Responses	Ranking Score*
Newsletter posted to the SHPOA website					138	2.4
Emailed newsletter					138	3.1
Mailed paper newsletter (current method)					138	3.3
I don't or won't read the newsletter					138	1.2

\*The Ranking Score is the weighted average calculated by dividing the sum of all weighted rankings by the number of total responses.

[▶ Show Details](#)

---

**Text Block:**

AWESOME! YOU'RE DONE--THANKS SO MUCH FOR PARTICIPATING IN THIS SURVEY. RESULTS WILL BE PUBLISHED SHORTLY.